

Sharp Reader and the QuickBooks Community

Really Simple Syndication, RDF Site Summary or Rich Site Summary (RSS), is a method that allows you to stay up to date with your favorite websites. The QuickBooks community provides RSS feeds as one of the tools that can be used to keep updated on activity in discussions and entire forums. An RSS feed needs a feed reader to be effective. A RSS reader can interpret the RSS feed and update it saving you the time needed to check back on the site through out the day to see if something new is posted. IE7 and FireFox both come with built in basic readers but many do not find them robust enough to use effectively. Third party readers are tools that can fill in the gaps that the readers in the browsers have.

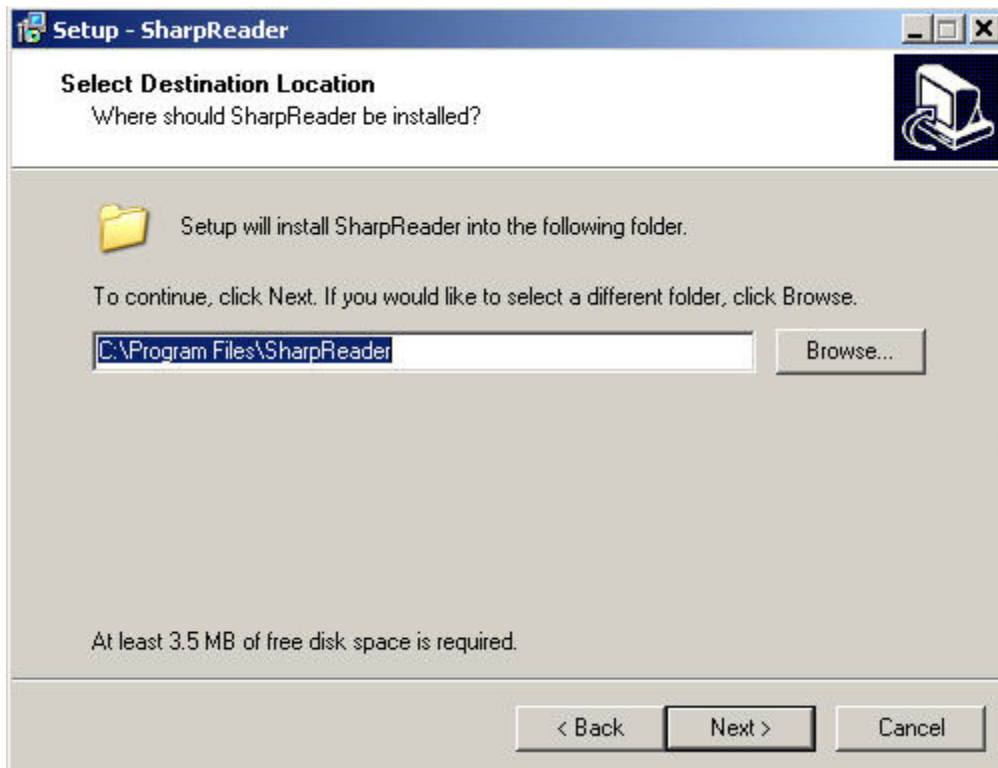
Sharp Reader is one such tool. Sharp Reader can be downloaded from the following URL <http://www.sharpreader.net/>. Below I have outlined a few steps to help you get up and running with Sharp Reader.

1. Installing Sharp Reader

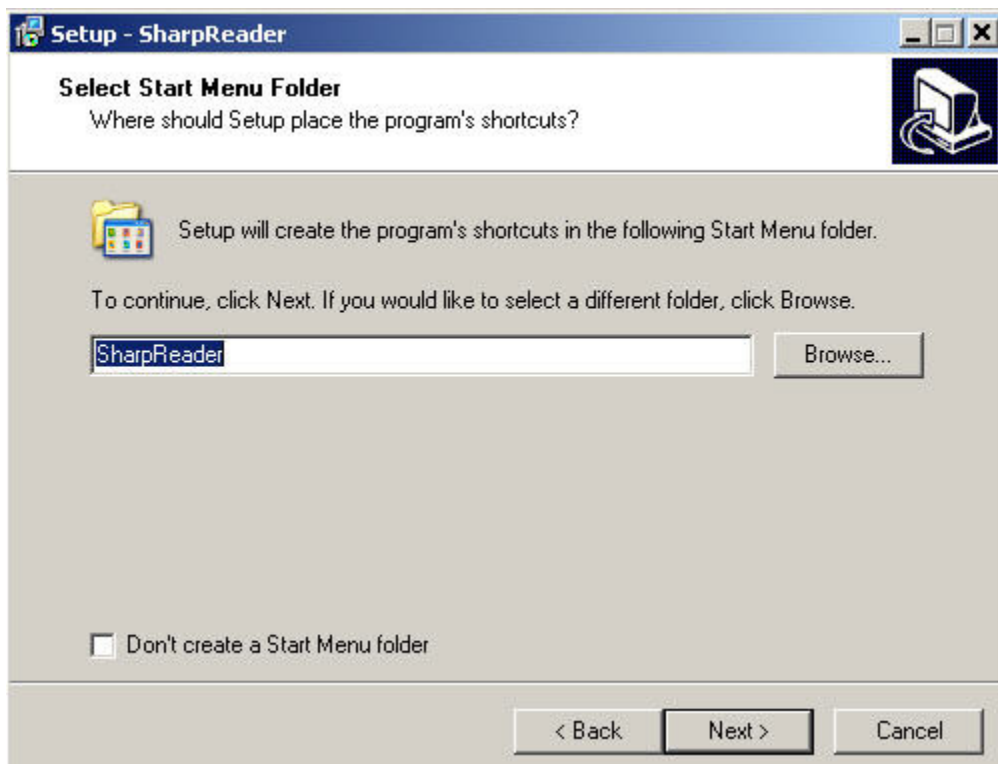
After you have downloaded Sharp Reader you want to double click on the setup icon.



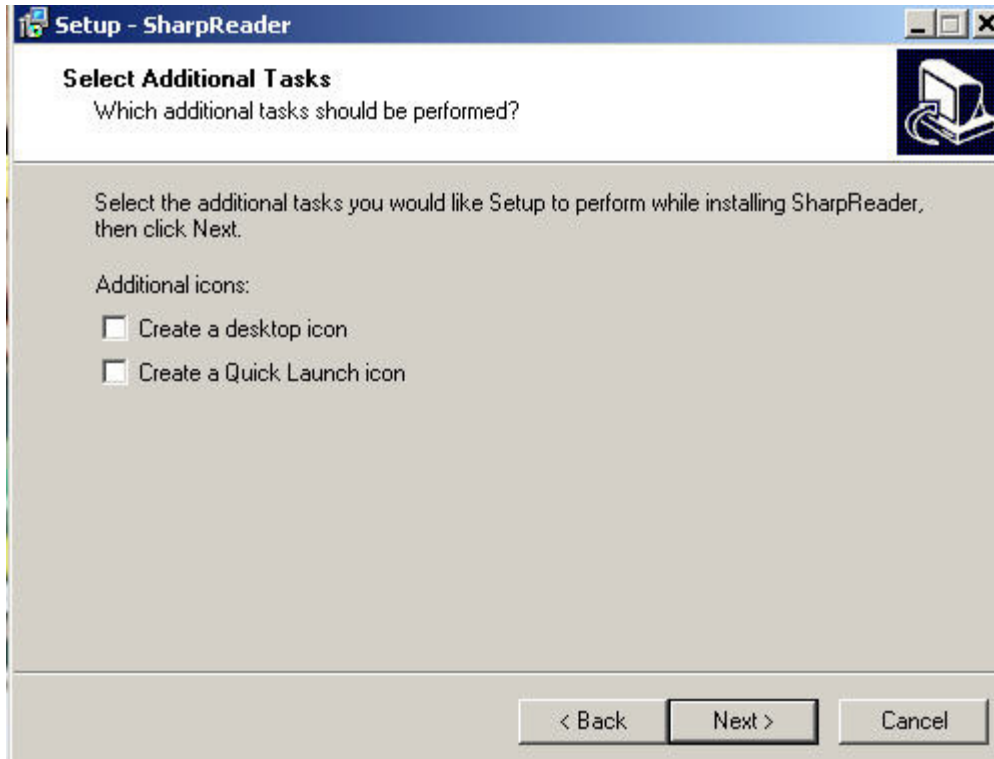
Click Next



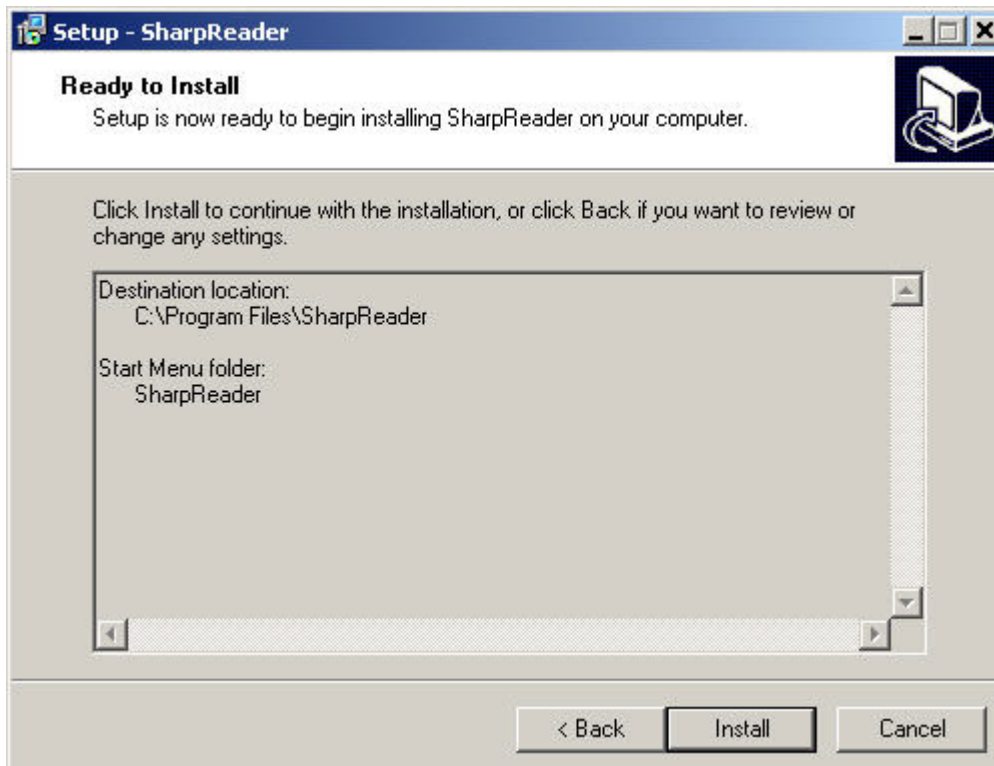
Choose your install location, if not sure leave as default.



Click next to create a start menu folder



Make selections for icon locations and click next.



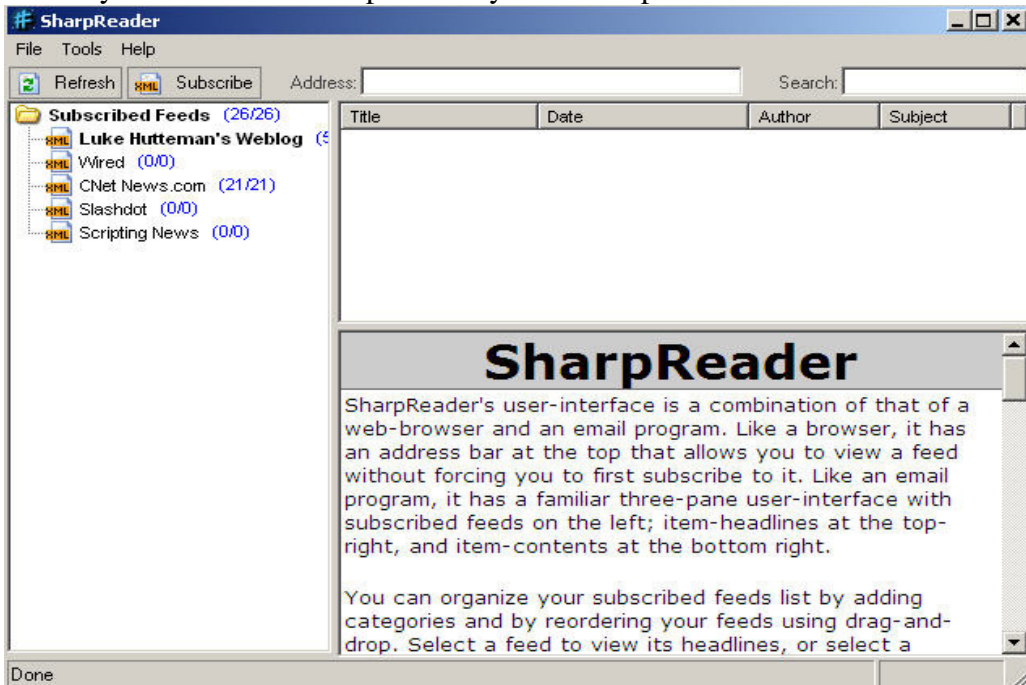
Click Install



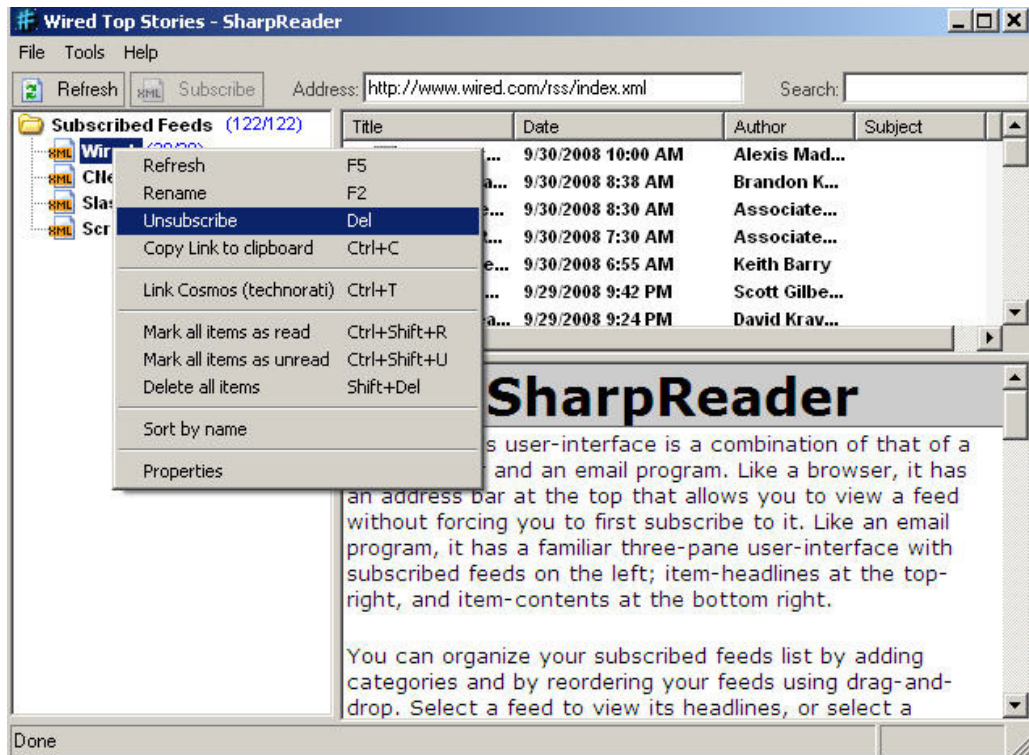
Click on Finish

2. Using Sharp Reader

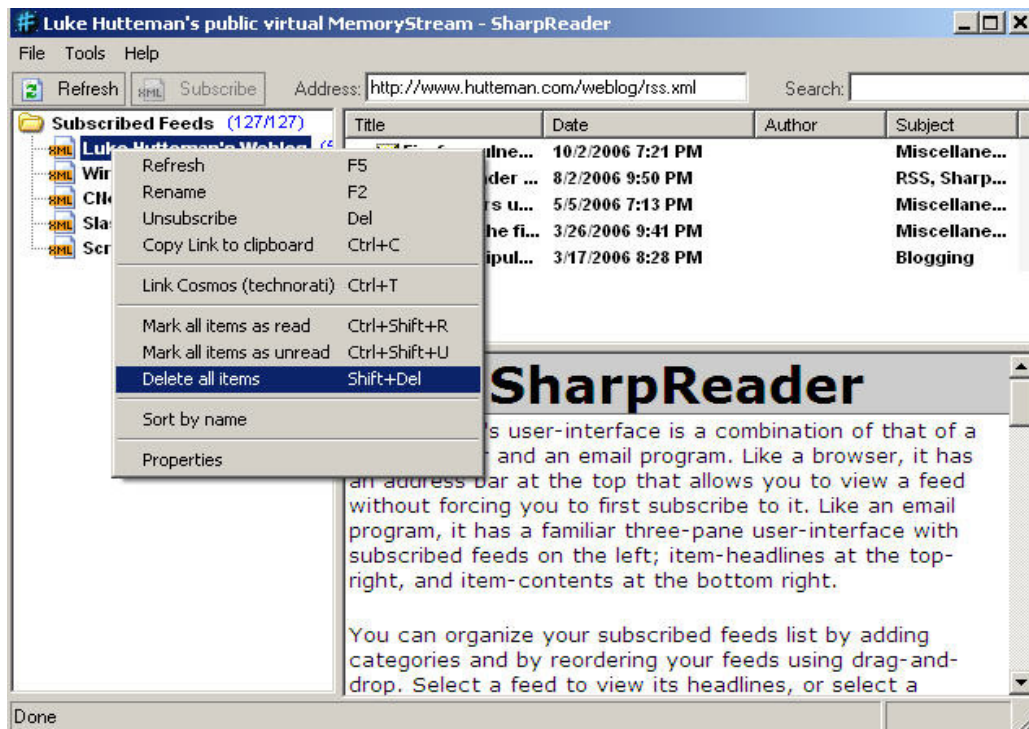
When you first launch Sharp Reader you will be presented with the home screen.



The home screen will have several pre-subscribed feeds.

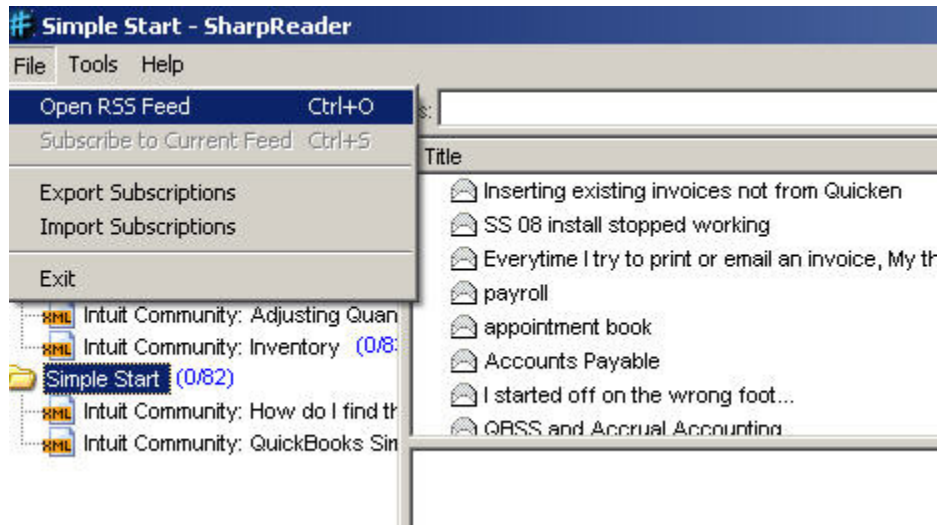


To unsubscribe to a feed right click the feed and choose “Unsubscribe” from the context menu this will remove the feed from the list of subscribe feeds.

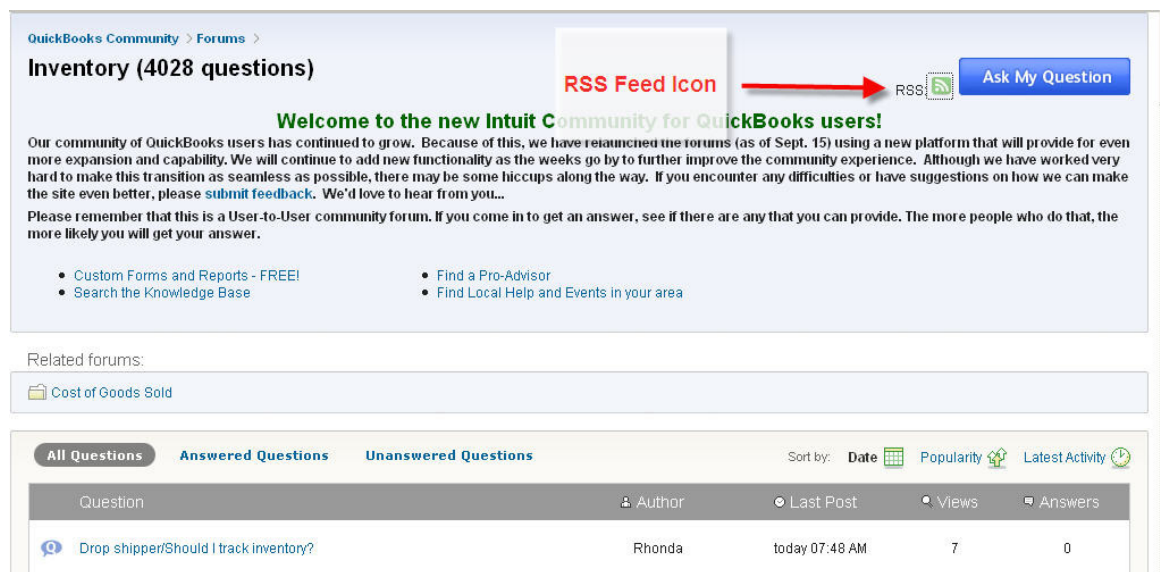


To remove all the post in a feed right click on the feed and choose “Delete all items” from the context menu this will remove the current contents from the feed but keep you subscribe to that feed.

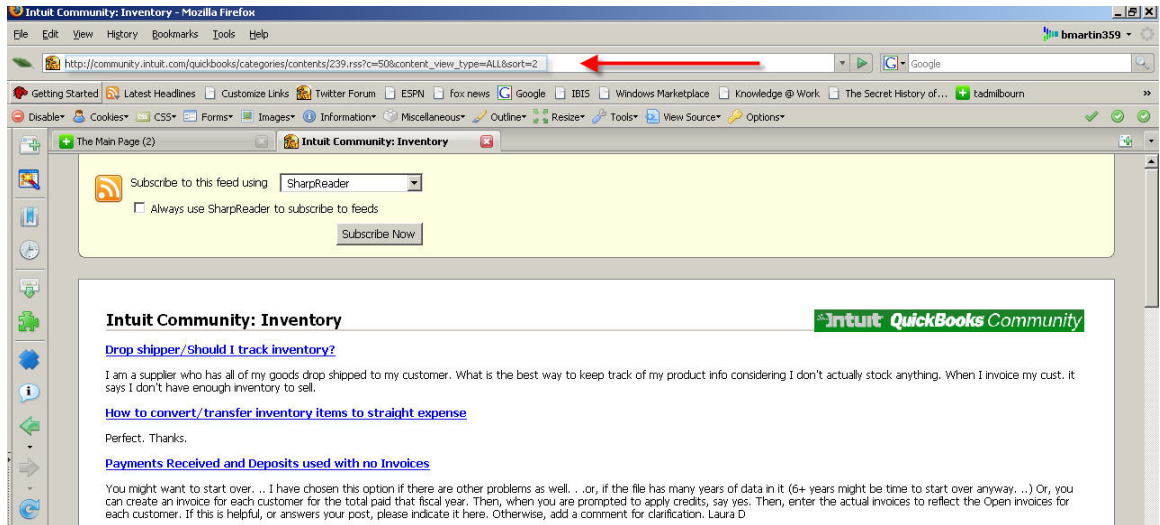
3. Subscribing to a RSS feed



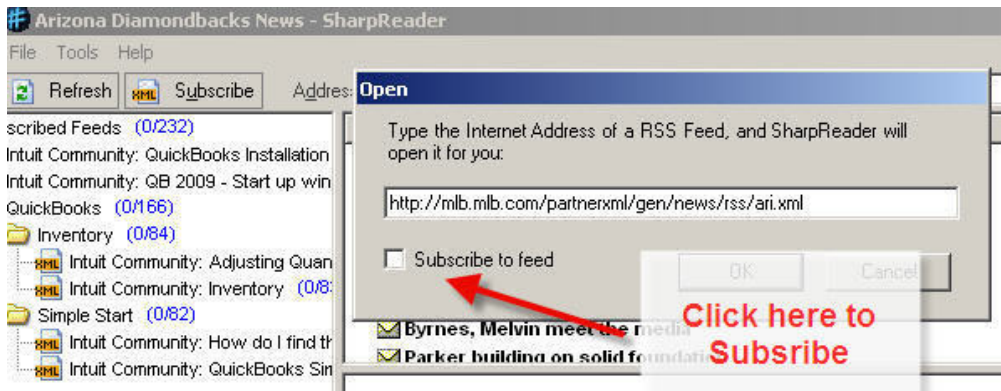
To subscribe to a new feed click on File>Open RSS Feed



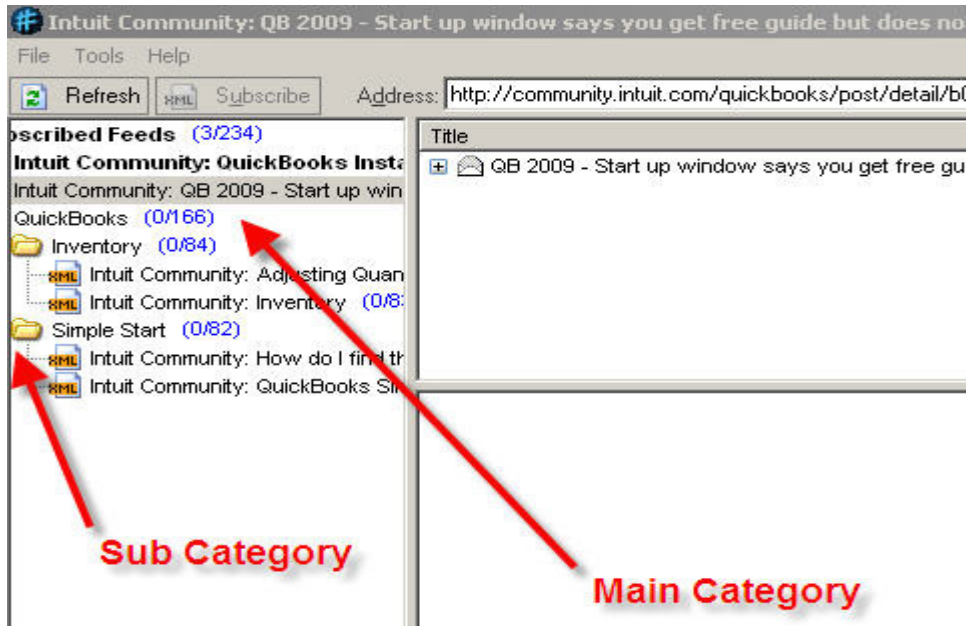
Through out the QuickBooks Community forum and discussions you will see a little icon preceded by RSS. The next step will show how you can copy the URL for an RSS feed.



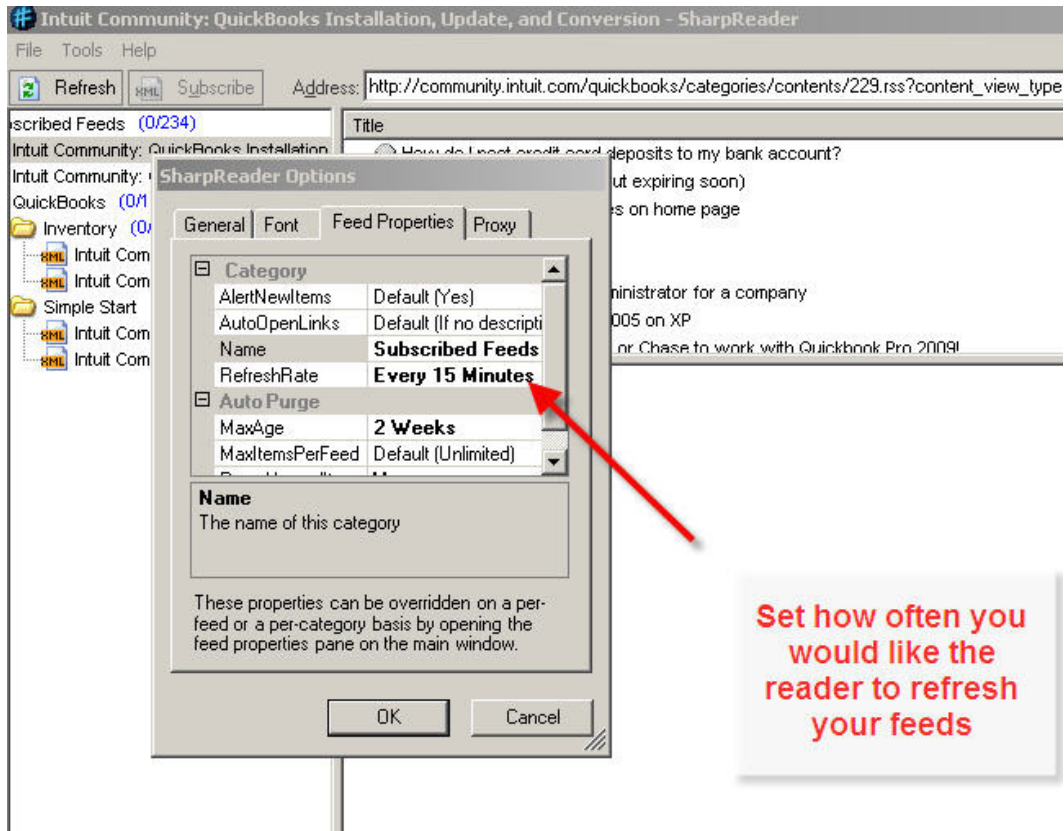
Left click the RSS icon which would take you to an HTML page, if you are using a browser with a built in RSS reader. Here you would highlight the URL in the address bar of the browser and then copy this address to paste into Sharp Reader.



In the "Open" dialog box paste the URL of the RSS feed. You can also check the subscribe to feed box to subscribe to the feed



Once you have subscribed to a feed you can then create categories by right clicking on a “Main Category” and selecting “Add Category” this will allow you to have feeds from one forum, in a sub category for easy tracking.



One last thing is to go to Tools>Options select the feed properties tab and select how often you would like to have your feed updated. I selected 15 minutes.

Once your all setup you can view your feed right in the Sharp Reader window or have it open in a browser window. The nice thing with using a reader is that when a feed has been updated it will be bold.

Installation, Update, and Conversion - SharpReader

Address: http://community.intuit.com/quickbooks/categories/contents/229.rss?content_view_type=ALL&sort=2 Search:

Title	Date	Author	Subject
Multi-user . Do I need a seperate system to run a server?	10/13/2008 10:43 AM	tjbryan	QuickBooks ...
941 summary in QuickBooks Pro 2009	10/13/2008 10:37 AM	hanna2008	QuickBooks ...
Warning: QuickBooks has detected a problem with the Quicken data file. To fix this problem open the file within Quicken	10/13/2008 10:35 AM	Robert108	QuickBooks ...
scheduling reports	10/13/2008 10:22 AM	fmossell	QuickBooks ...
2009 Install problem	10/13/2008 10:15 AM	CCRussell	QuickBooks ...
How do I post credit card deposits to my bank account?	10/13/2008 9:23 AM	Digital101	QuickBooks ...
Quickbooks is Activated (but expiring soon)	10/13/2008 9:18 AM	CCRussell	QuickBooks ...
Inaccurate balances/notifications on home page	10/13/2008 9:16 AM	hanwvdrzr	QuickBooks ...

Intuit QuickBooks Community Feed: Intuit Community: QuickBooks Installation, Update, and Conversion
Title: Multi-user . Do I need a seperate system to run a server? Author: tjbryan

Hi, My company has grown and we want to have multiple people use quickbooks. I have been snooping around to try and understand what it entails. I found a site that specialises in quickbooks consulting, this is their comment on what you need " You'll need multiple QuickBooks licenses — Get the 5-pack of Pro or Premier, or get Enterprise which allows for up to 15 users. Note — QuickBooks Simple Start does not support multi-user access. " On the server computer, you WANT Windows 2003 server, but you cannot make it work unless you have at least Windows 2000 server. For the clients, you WANT Windows XP Pro with Service Pack 2 installed, but you cannot make it work unless you have at least Windows XP. Is this the only way to run multi-users? Do I have to have a system running as a server? I wasn't expecting the expense of another system. I just assumed 1 of my current systems would be the main system and I could use quickbooks on it as well as have other systems "tie in" to it. I couldn't find any info on the quickbooks site explaining the install, as I searched I found the forums and figured posting would be alot quicker than me hunting around for another excerpt about quickbooks multi-user installs. Thank You

You can find more information about Sharp Reader by visiting their FAQ's at the following URL <http://www.sharpreader.net/faq.html>